



Why Bitmovin Analytics?

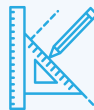
An API driven video analytics system built by developers for developers. Real-time insights into user behaviour, player performance and much more.



Build your own dashboard

Deliver custom tailored dashboards, deeply integrated into your business workflows to have the right data in front of the right people at the right time.

Multiple views can meet the needs of every team, from development to marketing to management.



Clear insights into engineering problems

A flexible REST API to query data gives your developers a direct view into any part of your video workflow in real time enabling highly specific measurements for debugging or optimization.

Webhooks can alert you of issues as they arise, giving your team the chance to correct problems before they affect users.




Streamline Business Processes

It's your data - so use it!


Fuel your business intelligence workflows to optimize any area of your business with real-time behaviour or performance data.


With Bitmovin, you maintain complete ownership and control over your data.

 Monitor load times, buffering, adaptation behavior

 See data in real-time


 CDN comparisons and analysis


 Advanced privacy features


 Analyze individual sessions for debugging

 REST-API to query your raw data

 A/B testing support

 Create webhooks and notifications

 Custom fields and dimensions for filters

 Integrates easily into existing workflows

TECHNICAL SPECIFICATIONS

Metrics

- Impressions & users
- Content engagement
- Re-buffering
- Startup delay
- Player load time
- Errors & warnings
- Scale factor

Device information

- Browser
- Operating system
- Device type
- Screen dimensions
- Language
- Geolocation

Supported players

- Bitmovin Video Player
- JWPlayer
- iOS & Android SDKs
- HLS.js
- Video.js

Filters

All the metric dimensions listed can not only be queried, but also used for filtering results or grouping them.

As an example, it is possible to create a query such as: The number of impressions from the US, who watched at least 50% of the video and experienced a startup delay of up to one second.

Video information

- Playback quality
- Resolution
- Streaming protocol
- Live or VoD

Viewing behaviour

- Completion rate
- Bounce rate
- Re-watches

JavaScript API client

- Size: 6KB
- Integrate with any player

Contact sales@bitmovin.com for a demonstration or trial